

Make the switch to
Town & Country FCU

Don't wait any longer! If the only reason you haven't opened a Town & Country Federal Credit Union checking account is because it's a hassle to close your old one, our hassle-free Switch Kit has been designed to make the switch simple and convenient. You can transfer your direct deposit, automatic payments like health club memberships, and close your checking account... all with this kit. Just complete the short forms on the inside, send them to us and we'll do the rest.

Low fees

Online and phone access to your accounts!

Service you can rely on and trust

Simplify your life when you make the switch!



P.O. Box 9420
South Portland, Maine 04106
(207) 773-5656
1-800-649-3495
FAX (207) 772-3624
www.tcfcu.com



Make the simple switch to
Town & Country FCU with this kit

Here's how you do it...

1. New Application for a Checking Account

Apply for your Town & Country Federal Credit Union checking account. Once we receive the completed New Account Application, we'll process it and if accepted, send you a welcome letter with your account information and applicable disclosures. (You will need to open a savings account with us first if you don't already have one.)

2. & 3. Change Notices

Complete the Direct Deposit and Automatic Payment Change Notices. We will mail the Direct Deposit form to the company or organization that is automatically depositing funds into your existing checking account. We'll also mail the Automatic Payment form to all companies or organizations like health clubs that are taking payments from your existing account. Write your new account number on the forms. You may make additional copies of these forms if necessary.

4. Closure Request

Once your direct deposit and/or automatic payments start coming to your new Town & Country Federal Credit Union checking account, and you know all your checks have cleared your old checking account, mail the Closure Request to your previous institution and any remaining balance will be sent to your new checking account.

Questions:

If you have any questions about moving your account to Town & Country Federal Credit Union, please call us at 773-5656 or 1-800-649-3495.

Better Banking

Hassle-Free Switch Kit





BUSINESS REPLY MAIL


FIRST-CLASS MAIL PERMIT NO. 8280 PORTLAND ME

POSTAGE WILL BE PAID BY ADDRESSEE

TOWN & COUNTRY FEDERAL CREDIT UNION
PO BOX 9420
SOUTH PORTLAND ME 04116-9821



NO POSTAGE
NECESSARY
IF MAILED
IN THE
UNITED STATES



1. Application for a Checking Account

Are you a: New Member
 Existing Member

Account Holder Name

Social Security # Date of Birth

Address

City, State, Zip

Telephone Number Email Address

Joint Owner Name

Social Security # Date of Birth

City, State, Zip

Telephone Number Email Address

Please open a checking account for me at
Town & Country Federal Credit Union.

Please send the following information to me
(check if desired):

- VISA® Check or Debit Card
 Overdraft Protection (for checking)
 Electronic Services

I/We hereby consent to the necessary credit investigation in connection with the application and grant permission for its reproduction. I/We warrant that all information is true and complete.

X _____
Account Holder Signature Date

X _____
Joint Owner Signature Date

2. Direct Deposit Change Notice

Name

Daytime Phone #

Name of Payer (employer, investment company, etc.)

City, State, Zip

Previous financial institution direct deposit was sent to:

Name of Institution Type of Account

Address

City, State, Zip

New Financial Institution Information:

Town & Country Federal Credit Union
557 Main Street
South Portland, ME 04106

ROUTING #211288640

Credit Union Checking Account # (12 digit MICR#)

Direct Deposit Change ONLY

I hereby authorize my direct deposit to be sent to my Town & Country Federal Credit Union checking account and my previous institution notified. I have attached a copy of a voided check for your reference. Please make this effective _____.
(date)

X _____
Signature Date

(make additional copies if necessary)

3. Automatic Payment Change Notice

(preauthorized withdrawals, like health club memberships, mortgage, insurance, etc.)

Name

Daytime Phone #

Company to Receive Payment

City, State, Zip

Previous financial institution with automatic payments:

Name of Institution Type of Account

Address

City, State, Zip

Amount of Payment

New Financial Institution Information:

Town & Country Federal Credit Union
557 Main Street
South Portland, ME 04106

ROUTING #211288640

Credit Union Checking Account # (12 digit MICR#)

Automatic Payment Change ONLY

I hereby authorize you to redirect future preauthorized automatic payment withdrawals from my Town & Country FCU checking account. Please make this effective _____(date). I will review all transfers when completed.

X _____
Signature Date

(make additional copies if necessary)

4. Checking Account Closure Request

(Forward to previous financial institution)

Account Holder Name

Social Security # Daytime Phone #

Joint Owner Name

Previous financial institution with checking account

Name of Institution Account

Street

City, State, ZIP

Checking Account #

Please Make Checks Payable to

Account Holder's Name

For Deposit Only to:

New Credit Union Checking Account Number

Mail to:

Town & Country Federal Credit Union
557 Main Street
South Portland, ME 04106
ROUTING #211288640

IMPORTANT! Please read:

I hereby authorize the closure of my checking account and the forwarding of funds to Town & Country Federal Credit Union. I certify that all my checks have cleared the account to be closed and all direct deposits and automatic payments have been stopped.

X _____
Account Holder Signature Date

X _____
Joint Owner Signature Date